



NETWORK AND SECURITY MANAGER CENTRAL MANAGER (NSM CENTRAL MANAGER)

Product Overview

The need for a scalable and distributed security management solution grows more important every day. Security threats and vulnerabilities are increasing at an unprecedented rate.

To reduce business risk, organizations must be able to deploy security policies easily and quickly across their entire networks. Juniper Networks Network and Security Manager Central Manager (NSM CM) combined with Juniper Networks NSMXpress allows administrators to create a hierarchical security posture that pushes mandatory security rules to localized regional servers. This allows organizations to scale and respond faster to security threats, ensuring compliancy and business continuity. In addition, the NSM Central Manager appliance saves installation and deployment time by offering the Network and Security Manager preloaded onto a dedicated hardware platform.

Product Description

NSM Central Manager (NSM CM) is an appliance version of Juniper Networks® Network and Security Manager (2007.2 or later). It simplifies the complexity of deploying global security policies and objects across all Network and Security Manager regional servers (running 2007.2 or later). This robust hardware management system installs in minutes with full high availability (HA) support, and makes it easy to maintain, scale and deploy.

Architecture and Key Components

NSM Central Manager focuses on three key areas: global policy enforcement, ease of deployment, and scalability.

Global Policy Enforcement

NSM Central Manager introduces global policy enforcement by allowing administrators to deploy mandatory corporate policies across their entire network. These global policies can be added prior to or after local customer rules without the ability to modify them. This hierarchical approach provides flexibility and scalability from a centralized location leveraging commonalities across the infrastructure.

Enterprise

It is a challenge for large enterprises to create and deploy corporate policies throughout the organization. Employees are using new applications like Skype, Instant Messaging, and P2P, which can impact productivity and revenue. By deploying global policies, enterprises can enforce mandatory corporate policies through their network and ensure compliancy. NSM Central Manager provides a unified interface that allows administrators to create mandatory policy rules that can be pushed down locally and globally. Enterprises typically have a separate networking and security group. NSM Central Manager does not override or replace existing policies; it just appends mandatory rules before and after existing rules. This ensures business continuity and autonomy within the organization. Administrators in local areas or departments like finance, marketing, and HR can still manage their day-to-day operations while ensuring compliancy.

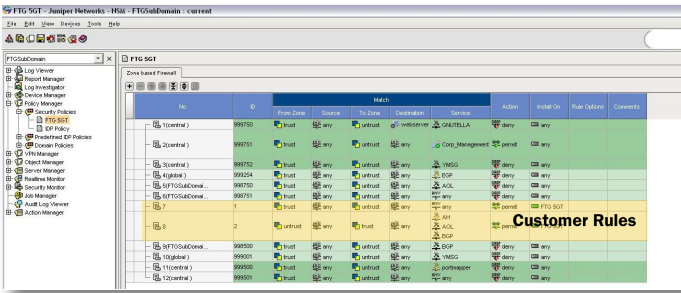


Figure 1: NSM Central Manager allows you to append Mandatory policies before and after Customer Rules

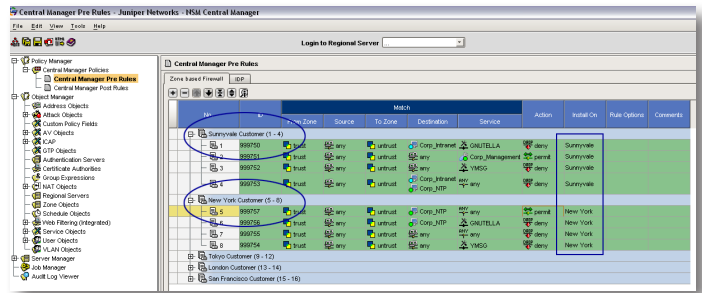


Figure 2: NSM Central Manager allows you to create and deploy customer specific policies from a single unified interface

Service Providers

Service providers and Managed Service Security Providers (MSSP) are looking for ways to offer new and better services to their customers. NSM Central Manager allows them to extend their services by deploying global services to all customers. For example, an MSSP with a combination of NSM Central Manager and NSMXpress can not only reduce total cost of ownership (TCO), but also lower configuration and installation costs. From a single centralized location, MSSPs can then push down services like firewall/VPN and intrusion prevention system (IPS) policies to their customer NSM Regional servers. These services can be preconfigured for each customer and pushed down to them when their server becomes reachable. For example, an MSSP can offer recommended IPS policies as a service and mandatory firewall/VPN rules virus protection (see Figure 2).

Scalability

NSM Central Manager gives administrators a consolidated view of all their managed Network and Security Manager regional servers. By simply clicking on the desired Network and Security Manager regional server, NSM Central Manager will automatically log administrators into that particular server. You can also scale to a large number of managed devices by stacking up NSMXpress and Network and Security Manager regional servers with one single management console. Each regional server can be configured to collect their own logs from their managed Juniper devices, thereby reducing the usage of resources like bandwidth (see Figure 3).

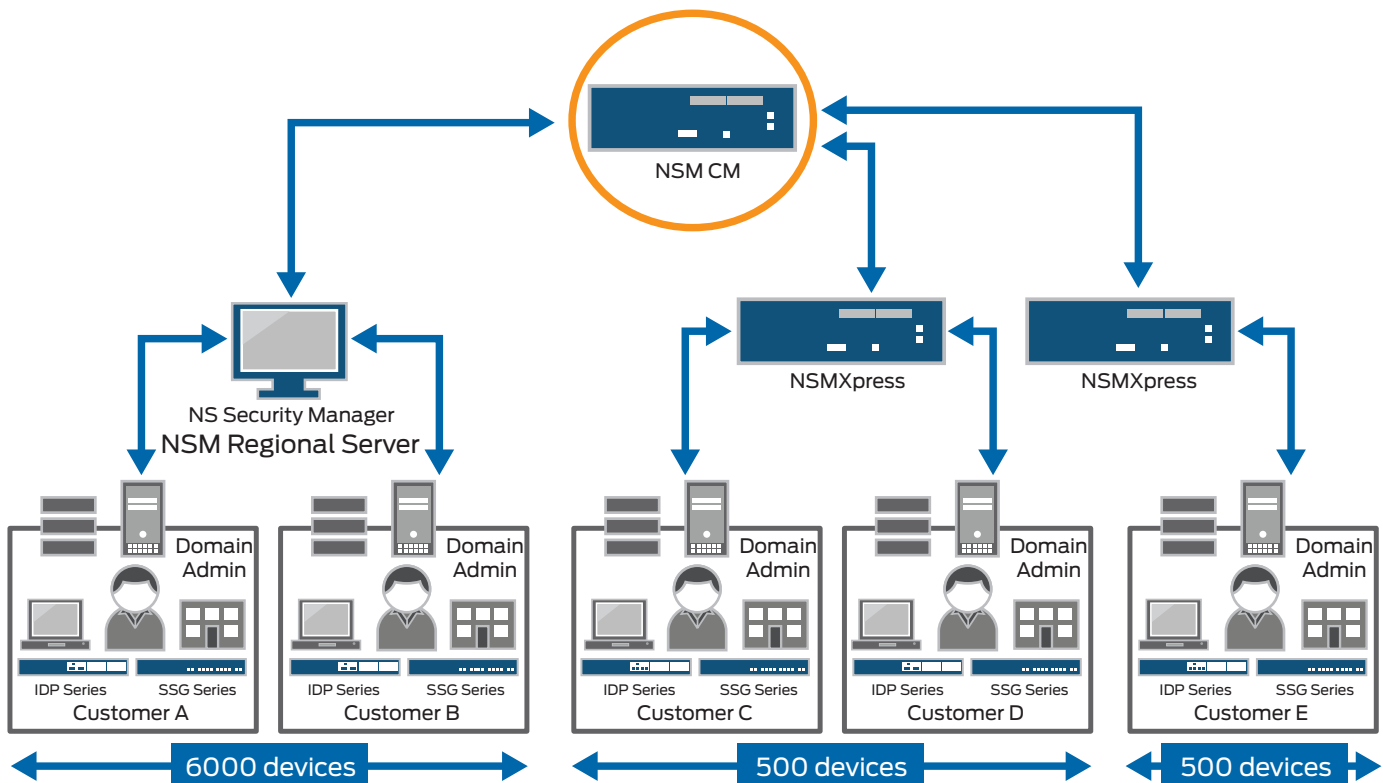



Figure 3: NSM Central Manager can scale to large number of devices by combining NSMXpress and NSM Regional Server support

Features and Benefits

| FEATURES | FEATURE DESCRIPTION | BENEFITS |
|---|---|--|
| Hardened OS | Juniper's security team monitors and maintains NSM Central Manager OS which is optimized for performance and security. | Users don't have to worry about security vulnerabilities, support, or patch management for the OS. |
| Web management | Intuitive Web UI for managing and maintaining NSM Central Manager. | Allows users to configure common NSM Central Manager parameters and tasks like network settings, scheduling updates, troubleshooting, utilities and backups via a Web interface. |
| Pre/post rules | Ability to create and deploy global policies that could be applied before or after customer rules across all Network and Security Manager regional servers. It supports all firewall/VPN and IPS rules. | Global administrators can push mandatory firewall/VPN and IPS policies across their entire network. It increases response time to threats and allows quick remediation. |
| Polymorphic objects and services | Ability to create global objects and services that can be pushed down to individual regional servers. These objects are empty container that can be populated and mapped to existing local objects. | Object management and consistency is maintained across the network. It makes it easy to deploy global objects to all your Network and Security Manager regional servers. |
| Single sign-on | Allows users to login to Network and Security Manager regional servers without entering credentials through a single NSM Central Manager client. | Users don't have to launch individual UI's and enter login information one by one. It saves times and allows a quick view into Network and Security Manager regional servers. |
| Self-sufficiency | NSM Central Manager will still function if Network and Security Manager regional servers are unavailable. | Enables business continuity by allowing users to configure all aspects of NSM Central Manager without depending on the regional servers. |
| Validation process | Real-time validation of configurations done through NSM Central Manager. | Users will be able to verify their configurations in real time and avoid errors as they happen. |
| Adaptability | NSM Central Manager can support both the hardware and software version of Network and Security Manager (2007.2 or later). | Existing users running software version of Network and Security Manager can also benefit from NSM Central Manager. It also allows them to scale by adding NSMXpress. |
| Easy and quick install | Wizard-driven quick setup of NSM Central Manager appliance. | In a couple of steps users can install and manage Network and Security Manager regional servers out-of-the-box. |
| Centralized updates | One place to get all the updates. NSM Central Manager can perform automatic downloads of latest OS and Network and Security Manager updates. | Users don't have to worry about maintaining server updates and patches. |
| One-stop support | Juniper Networks Technical Assistance Center (JTAC) supports all aspects of NSM Central Manager. | Users don't have to go to several vendors to get support. |
| Management of up to 10 regional servers | NSM Central Manager can manage up to 10 regional servers. It can be a combination of hardware or software version of Network and Security Manager. | Flexibility and adaptability. Users can easily deploy NSM Central Manager in their existing environment without changing hardware. |
| Single management client | The same Network and Security Manager client used with Network and Security Manager regional server (NSMXpress) can be used to log into NSM Central Manager. | Users don't have to download two different clients for NSM Central Manager and Network and Security Manager regional servers. |
| Dedicated HA support | NSM Central Manager comes with an option to get a dedicated HA box for full redundancy. | Users can easily deploy Network and Security Manager in full HA mode with hot standby configuration. |



NSM CM

Specifications

Dimensions and Power

| | |
|------------------------|--|
| Dimensions (W x H x D) | 16.7 x 3.5 x 16.2 in (42.42 x 8.89 x 41.15 cm) |
| Weight | 28.5 lb (12.94 kg) typical (unboxed) |
| Rack mountable | Yes, 19" |
| A/C power supply | 100-240 VAC, 50-60 Hz, 2.5 A 260 Watts |
| System battery | CR2032 3 V lithium coin cell |
| Efficiency | 65% minimum, at full load |
| MTBF | 78,000 Hours |
| Material | 18 gauge (.048") cold-rolled steel |
| Fans | 2 externally accessible, hot swappable ball-bearing fans |

Panel Display

| | |
|----------------------------|-----|
| Front panel power button | Yes |
| Power and temperature LEDs | Yes |
| Power supply failure LED | Yes |
| HDD activity | Yes |

Ports

| | |
|------------------|---|
| Traffic | Two RJ-45 Ethernet-10/100/1000 full or half duplex (auto-negotiation) |
| Management | One RJ-45 Ethernet-10/100/1000 full or half duplex (auto-negotiation) |
| Fast Ethernet | IEEE 802.3u compliant |
| Gigabit Ethernet | IEEE 802.3z or IEEE 802.3ab compliant |
| Console | One 9-pin serial console port |

Environment

| | |
|-------------------------------|----------------------------------|
| Operating | 50° to 95° F (10° C to 35° C) |
| Storage | -40° to 158° F (-40° C to 70° C) |
| Relative humidity (operating) | 8% to 90% non-condensing |
| Relative humidity (storage) | 5% to 90% non-condensing |
| Altitude (operating) | -50 to 10,000 ft (3,000 m) |
| Altitude (storage) | -50 to 35,000 ft (10,600 m) |

Power Consumption

| | |
|---------------------|--------------------------------------|
| Thermal dissipation | 416 BTU/hr (typical) |
| Thermal dissipation | 470 BTU/hr (max single power supply) |
| Thermal dissipation | 559 BTU/hr (max dual power supply) |
| Peak inrush current | 50A Max. @ 115VAC, 80A Max. @ 230VAC |

Certifications

| | |
|--------------------------|--|
| Safety certifications | EN60950-1:2001+ A11, UL60950-1:2003, CSA C22.2 No. 60950-1, IEC 60950-1:2001 |
| Emissions certifications | FCC Class A, VCCI Class A, CE class A |
| Warranty | 90 Days |

Juniper Networks Services and Support

Juniper Networks is the leader in performance-enabling services and support, which are designed to accelerate, extend, and optimize your high-performance network. Our services allow you to bring revenue-generating capabilities online faster so you can realize bigger productivity gains and faster rollouts of new business models and ventures. At the same time, Juniper Networks ensures operational excellence by optimizing your network to maintain required levels of performance, reliability, and availability. For more details, please visit www.juniper.net/us/en/products-services/.

Ordering Information

| MODEL NUMBER | MODEL NAME AND DESCRIPTION |
|--------------|----------------------------|
| NS-SM-A-CM | NSM Central Manager |

About Juniper Networks

Juniper Networks, Inc. is the leader in high-performance networking. Juniper offers a high-performance network infrastructure that creates a responsive and trusted environment for accelerating the deployment of services and applications over a single network. This fuels high-performance businesses. Additional information can be found at www.juniper.net.

Corporate and Sales Headquarters

Juniper Networks, Inc.
1194 North Mathilda Avenue
Sunnyvale, CA 94089 USA
Phone: 888.JUNIPER (888.586.4737)
or 408.745.2000
Fax: 408.745.2100
www.juniper.net

APAC Headquarters

Juniper Networks (Hong Kong)
26/F, Cityplaza One
1111 King's Road
Taikoo Shing, Hong Kong
Phone: 852.2332.3636
Fax: 852.2574.7803

EMEA Headquarters

Juniper Networks Ireland
Airside Business Park
Swords, County Dublin, Ireland
Phone: 35.31.8903.600
EMEA Sales: 00800.4586.4737
Fax: 35.31.8903.601

To purchase Juniper Networks solutions, please contact your Juniper Networks representative at 1-866-298-6428 or authorized reseller.

Copyright 2010 Juniper Networks, Inc. All rights reserved. Juniper Networks, the Juniper Networks logo, Junos, NetScreen, and ScreenOS are registered trademarks of Juniper Networks, Inc. in the United States and other countries. All other trademarks, service marks, registered marks, or registered service marks are the property of their respective owners. Juniper Networks assumes no responsibility for any inaccuracies in this document. Juniper Networks reserves the right to change, modify, transfer, or otherwise revise this publication without notice.